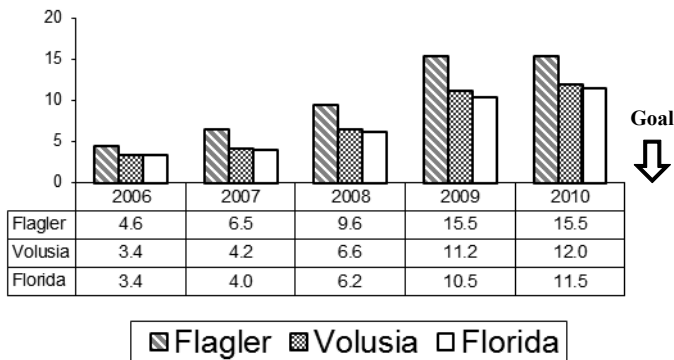


Unemployment Rate of Unemployment



This Indicator Measures... the total annual rate of unemployment in Flagler and Volusia Counties.

This is Important Because... this is the number of people looking for work, but who are unable to find it. This indicator represents one method of measuring the health of the economy.

Source: Florida Research and Economic Database

Note: The Flagler rate remained the same from 2009 to 2010 after increasing each year since 2006. The Volusia rate has increased each year of the reporting period. Both counties more than tripled since 2006.

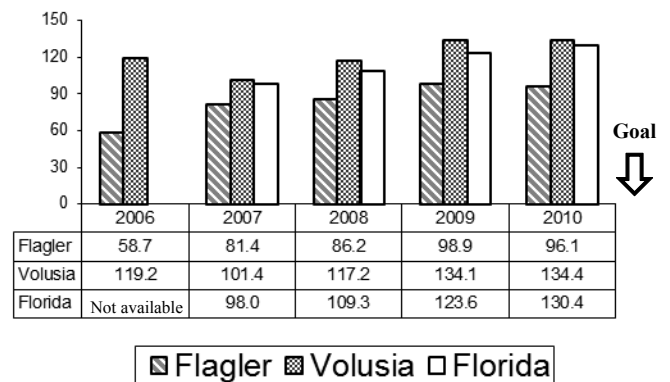
Requests for Assistance Rate of Requests for Assistance, Per 1,000 Population

This Indicator Measures... the total annual rate of individuals applying for food stamps, temporary assistance for needy families (TANF) and Medicaid per 1,000 population in Flagler and Volusia Counties.

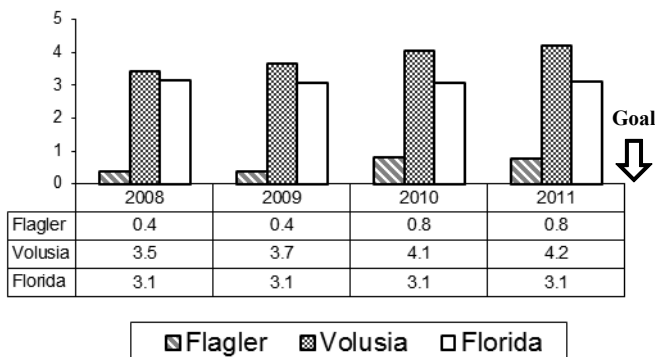
This is Important Because... eligibility for assistance is determined by income and can be an indicator of households in financial stress.

Source: Florida Department of Children and Families

Note: The Flagler rate has increased over the reporting period. The Volusia rate has increased each year of the reporting period. The Department of Children and Families revised the reporting format for this data. All five years reported have been so revised.



Homelessness Rate of Homeless Persons, Per 1,000 Population



This Indicator Measures... the rate of homeless persons (people living on our streets or housed in emergency shelter facilities) per 1,000 population in Flagler and Volusia Counties.

This is Important Because... homelessness is an issue rooted in the problems of poverty and the lack of affordable housing for those with low income.

Sources: County data: Volusia/Flagler County Coalition for the Homeless. State data: Department of Children and Families

Note: This data is collected annually by a one-day actual street count. The Flagler rate has increased slightly over the reporting period. The Volusia rate has increased each year of the reporting period.