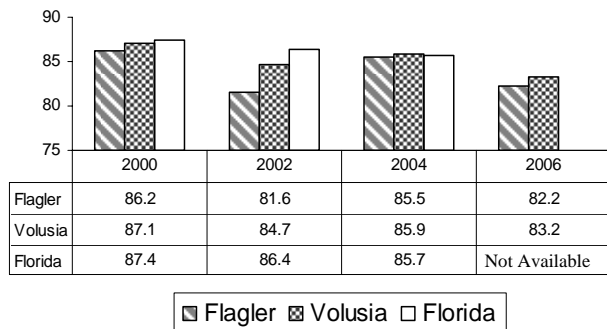


Youth Perception of Parents Attitude toward Alcohol

Percent of students who report that their parents feel that it would be wrong or very wrong to drink alcohol regularly



This Indicator Measures... the percent of students who self-reported their perception of their parents attitude toward their alcohol use.

Goal: Upward Trend. ↑

This is Important Because... Parental attitudes can help shape youth behavior. Youth perceptions of parental attitudes help to measure potential for youth behavior.

Source: Florida Youth Substance Abuse Survey (2000 - 2006)

Note: Youth perception of parental attitudes has remained relatively the same over the last six years.

Community Assistance (1)

Rate of Applicants for Food Stamps, Per 1,000 Population

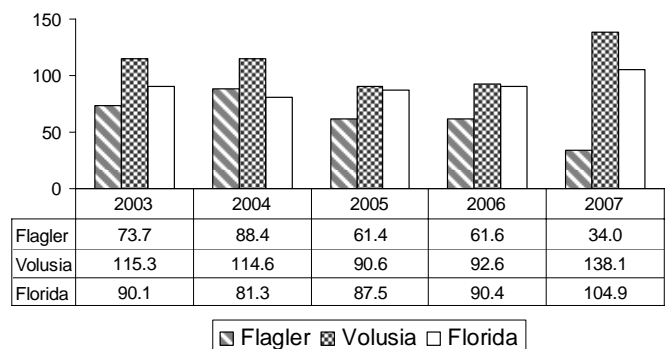
This Indicator Measures... the total annual rate of individuals applying for food stamps per 1,000 population in Flagler and Volusia Counties.

Goal: Downward Trend. ↓

This is Important Because... eligibility for food stamps is determined by income and provides support to households in need.

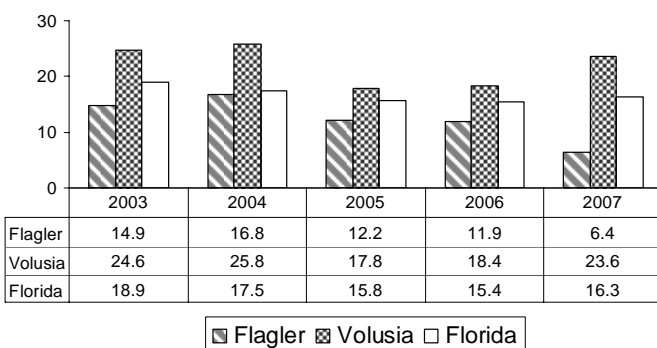
Source: Florida Department of Children and Families

Note: The Flagler rate has decreased since 2004. The Volusia rate sharply increased in 2007 after several years of declining rates.



Community Assistance (2)

Rate of Applicants for Temporary Assistance for Needy Families (TANF), Per 1,000 Population



This Indicator Measures... the total annual rate of individuals applying for TANF per 1,000 population in Flagler and Volusia counties.

Goal: Downward Trend. ↓

This is Important Because... this program provides cash assistance to families in need as well as opportunities for employment.

Source: Florida Department of Children and Families

Note: The rate has been declining in Flagler since 2004. Volusia's rate rose sharply in 2007 after three years of declining rates.