

Adult Behavioral Health

Prescription Drug Abuse

Since the 1990's the legal use of prescription drugs has increased dramatically in Florida and around the nation. Community Partnership for Children reports that approximately 70% of children entering the foster care system since January 2011 came in due to parental prescription abuse.

The U.S. Drug Enforcement Administration (DEA) reports:

- In 2009, more people initiated drug use with prescription drugs than with marijuana.
- The number of emergency room visits due to pharmaceuticals alone was up 97% from 2004 to 2008.
- According to the Centers for Disease Control, prescription drugs are responsible for more overdose deaths than "street drugs" such as cocaine, heroin and amphetamines.

According to the DEA, Florida residents represented 5.4% of the nation's population. For the same year:

- Florida had 11% of the nation's practitioners authorized to dispense oxycodone who sold 85.3% (in grams) of the oxycodone sold nationwide.
- Florida had 49.5% of the nation's practitioners authorized to dispense methadone who sold 93.1% (in grams) of the methadone sold nationwide.

In 2009, of the top 100 dispensing practitioners in the United States for oxycodone, 97 practitioners were in Florida.

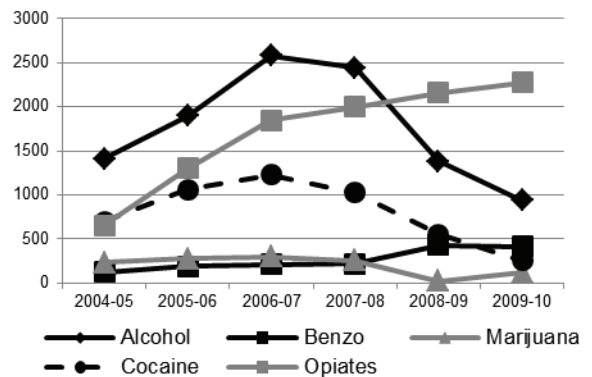
Source: Broward County Florida Sheriff's Office Pharmaceutical Drug Diversion Unit & ARCOS

Adult Substance Abuse

An Agency Perspective

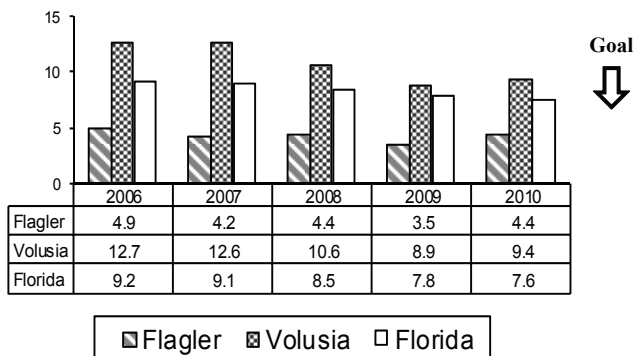
Helpline Calls: Over the last six years, Stewart-Marchman-Act Behavioral Healthcare has tracked calls to their Information and Referral help line. The number of calls regarding the five major substances is shown on the chart below.

Opiates are now the number one reason for calls for assistance. Calls regarding alcohol, cocaine and, to a lesser extent, marijuana have decreased in recent years while calls regarding benzodiazepines have increased slightly.



Arrests for Drugs

Rate of Arrests for Drugs/Narcotics, Per 1,000 Population



NEW

This Indicator Measures... the total rate of arrests for drugs/narcotics per 1,000 population in Flagler and Volusia Counties.

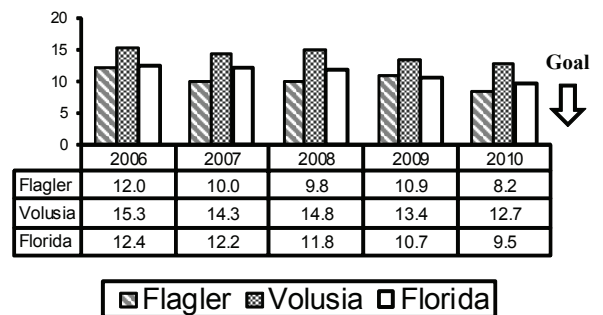
This is Serious Because... while drug-related arrests can mean that efforts are in place to interdict illegal drugs and prosecute those who use them, it may indicate that drugs and narcotics are more prevalent than ever before.

Source: Florida Department of Law Enforcement

Note: The rate has fluctuated over the reporting period in Flagler County. After four years of decreasing rates, the Volusia increased in 2010 but has decreased over the reporting period.

Alcohol-Related Motor Vehicle Crashes

Rate of Alcohol-Related Motor Vehicle Crashes Per 10,000 Population



NEW

This Indicator Measures... the total annual rate of alcohol-related motor vehicle crashes per 10,000 population in Flagler and Volusia Counties.

This is Important Because... according to the National Highway Traffic Safety Administration Web site, approximately 39% of the total deaths in motor vehicle crashes are alcohol-related.

Source: Florida CHARTS

Note: The Flagler rate fluctuated but decreased over the reporting period. The Volusia rate has decreased over the reporting period.

Adult Behavioral Health

Adult Mental Health Quality

The 2007 Florida Behavioral Risk Factor Surveillance System Data Report contains responses from randomly selected participants on a variety of behavioral questions. Below is a sampling of percentages.

Adults who are “very satisfied” or “satisfied” with their lives.

	2007
Flagler Overall	91.5%
Volusia Overall	94.3
Florida Overall	94.2
Flagler Men	89.6
Volusia Men	94.8
Florida Men	94.0
Flagler Women	93.4
Volusia Women	93.8
Florida Women	94.5

Adults who always or usually receive the social & emotional support needed.

	2007
Flagler Overall	81.1%
Volusia Overall	79.4
Florida Overall	77.9
Flagler Men	82.6
Volusia Men	80.5
Florida Men	76.6
Flagler Women	79.7
Volusia Women	78.4
Florida Women	79.2

Adults who are in good mental health.

	2007
Flagler Overall	88.2%
Volusia Overall	85.8
Florida Overall	90.3
Flagler Men	86.8
Volusia Men	89.8
Florida Men	91.9
Flagler Women	89.6
Volusia Women	82.1
Florida Women	88.7

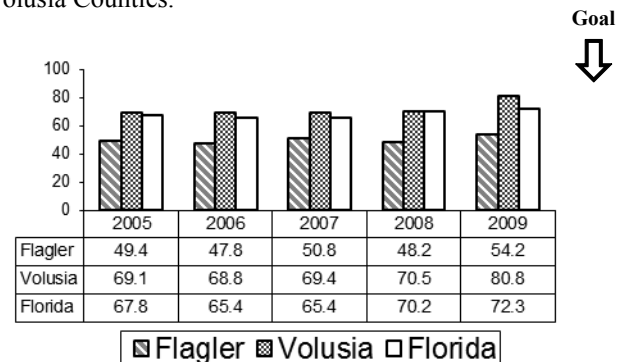
Average number of unhealthy mental days in the past 30 days

	2007
Flagler Overall	3.8%
Volusia Overall	4.4
Florida Overall	3.3
Flagler Men	4.6
Volusia Men	3.3
Florida Men	2.8
Flagler Women	3.1
Volusia Women	5.4
Florida Women	3.7

Baker Act

Rate of Baker Act Involuntary Exam Initiations, Per 10,000 Population

This Indicator Measures... the total annual rate of Baker Act involuntary examinations by the county of residence per 10,000 population in Flagler and Volusia Counties.



This is Important Because... the Baker Act (Florida’s Mental Health Act) assists individuals in immediate danger of hurting themselves or others by providing emergency psychiatric services.

Source: University of South Florida, Louis de la Parte Florida Mental Health Institute.

Note: The Flagler rate has fluctuated over five years. The Volusia rate has increased over the reporting period. Both Flagler and Volusia had increased rates in 2009. This indicator is duplicated on page 63.

Co-occurring Disorders

People with mental health diagnoses may simultaneously abuse alcohol or other substances. This is important to our community because individuals with co-occurring disorders:

- Have high rates of homelessness and are at greater risk of victimization by street predators
- Are arrested and incarcerated for longer periods of time for non-violent crimes
- Among jail detainees with severe mental disorder, 72% also experience substance abuse/dependency

Volusia and Flagler Counties providers are currently operating "state of the art" treatment programs for persons with co-occurring disorders. A study conducted by Haven Recovery Center in 2009 indicates that public costs are reduced by over 90% when specialized treatment and access to supportive housing are provided to individuals with co-occurring disorders.

Source: “Cost Impact of Providing Treatment and Supportive Housing”, Haven Recovery Center – 2009 (unpublished)