

# Adult Substance Abuse

## The Cost of Illegal Drugs in Florida

In Florida, approximately \$43,000 is spent every minute due to drug use – equaling more than \$22 billion annually. The total costs are about \$1,400 per person over the age of 12 every year according to the *2009 Annual Economic Impact of Alcohol and Drug Use in Florida*.

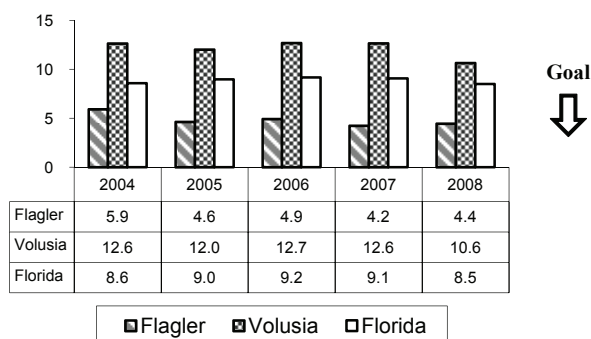
Drug use hospitalizations occur an average of 46 times every day at a daily cost of \$283,362 or over \$103 billion annually. Data obtained via the 2007 Medical Examiner’s Report indicated that 56% of drug-related deaths occur as a result of opioid use and another 20% are consequent to benzodiazepine.

The annual cost of crime caused by drug abuse is more than \$2.3 billion. These costs include costs of incarceration in Florida’s state prisons and victim costs related to lost wages, lost productivity, medical care, and impacts upon the quality of life. Victim costs were slightly more than half the total costs. These costs are the result of an average of 18 crime incidents per hour because of drugs or 161,957 crimes per year.

In today’s economic climate, it is troubling that over 3% of the state’s gross domestic product is spent in adverse outcomes due to drug use. Although these costs are high, the true costs are probably higher. Due to the illegality of drug use, exact data is difficult to obtain. There are significant limitations on available data and these costs do not include research or prevention and treatment programs.

## Arrests for Drugs

### Rate of Arrests for Drugs/Narcotics, Per 1,000 Population



**This Indicator Measures...**the total rate of arrests for drugs/narcotics per 1,000 population in Flagler and Volusia Counties.

**This is Serious Because...** while drug-related arrests can mean that efforts are in place to interdict illegal drugs and prosecute those who use them, it may indicate that drugs and narcotics are more prevalent than ever before.

Source: Florida Department of Law Enforcement

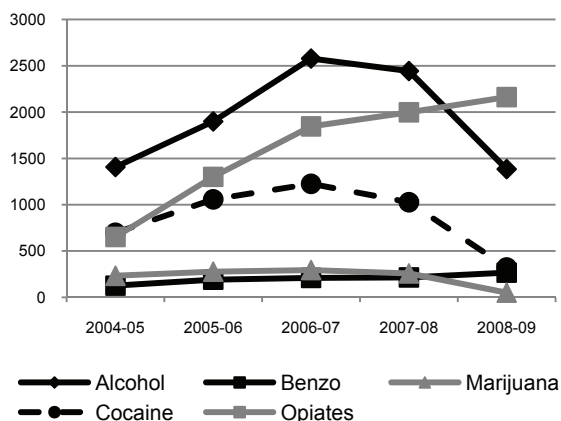
Note: The rate has fluctuated slightly in Flagler County. After four years of slight fluctuation, Volusia saw a decrease in 2008.

## Adult Substance Abuse

### An Agency Perspective

**Helpline Calls:** Over the last five years, Stewart-Marchman-Act Behavioral Healthcare has tracked calls to their Information and Referral help line. The number of calls regarding the five major substances is shown on the chart below.

The data shows that opiates have surpassed alcohol as the “drug of choice” as represented by calls for assistance. Calls regarding alcohol, cocaine and, to a lesser extent, marijuana have decreased in recent years while calls regarding benzodiazepines have increased slightly.



## Flagler and Volusia Services

The Substance Abuse and Mental Health (SAMH) offices of the Department of Children and Families is the public funder for substance abuse services. SAMH contracts with community-based organizations to provide services. Data collected from the local service providers helps to illustrate a snapshot of people in our community receiving services.

### For adults receiving substance abuse services:

#### Number of dependent children under age 17 whose parents/guardians are receiving services.

2006-07	2007-08	2008-09
1,202	1,712	3,529

#### Percent of adults who responded that they are involved with the child welfare system

2006-07	2007-08	2008-09
8.9%	7.9%	7.6%

#### Primary source of income (top two by percent)

Source	2006-07	2007-08	2008-09
None	50.9%	47.5%	54.2%
Salary	35.8%	36.2%	27.3%

# Adult Substance Abuse

## The Marchman Act

### The Florida Substance Abuse Impairment Act

The Marchman Act defines substance abuse and substance abuse impairment. Marchman Act admissions may be either voluntary or involuntary.

Criteria for Involuntary Admissions are as follows:

- Good faith reason to believe the person is substance abuse impaired and because of the impairment
- Has lost power of self-control over substance use **and either**
  - Has inflicted, or threatened or attempted to inflict, or unless admitted is likely to inflict, physical harm on self or others **or**
  - Is in need of substance abuse services and, by reason of substance abuse impairment, his/her judgment has been so impaired the person is incapable of appreciating the need for services and of making a rational decision in regard thereto.

The table below displays the percentage of involuntary admissions (assessments and/or treatments) for those persons who received substance abuse services from local contracted providers.

### Marchman Act Involuntary Assessment and/or Treatment (percent of total who received services)

	2006-07	2007-08	2007-08
Flagler	0.0%	8.5%	4.5%
Volusia	2.4%	1.9%	3.8%
Florida	3.0%	2.6%	2.0%

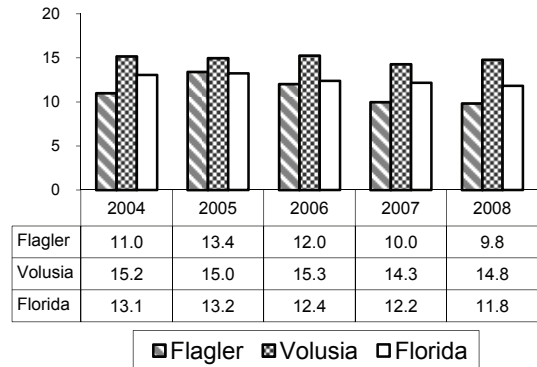
Data Source: Circuit 7 Department of Children and Families, Substance Abuse and Mental Health

## Binge Drinking

The 2007 Florida Behavioral Risk Factor Surveillance System Data Report contains responses from randomly selected participants on a variety of behavioral questions. The 2010 target for adult binge drinking is 13%. The BRFSS reported the percent of adults who engage in heavy or binge drinking as follows:

	2002	2007
Flagler Overall	17.8%	18.4%
Volusia Overall	18.2	17.5
Florida Overall	13.7	16.2
Flagler Men	24.4	24.6
Volusia Men	24.8	23.1
Florida Men	20.1	20.3
Flagler Women	12.3	12.6
Volusia Women	12.5	12.3
Florida Women	7.7	12.4

## Alcohol-Related Motor Vehicle Crashes Rate of Alcohol-Related Motor Vehicle Crashes Per 10,000 Population



**This Indicator Measures...** the total annual rate of alcohol-related motor vehicle crashes per 10,000 population in Flagler and Volusia Counties.

**This is Important Because...** according to the National Highway Traffic Safety Administration Web site, approximately 37% of the total deaths in motor vehicle crashes are alcohol-related.

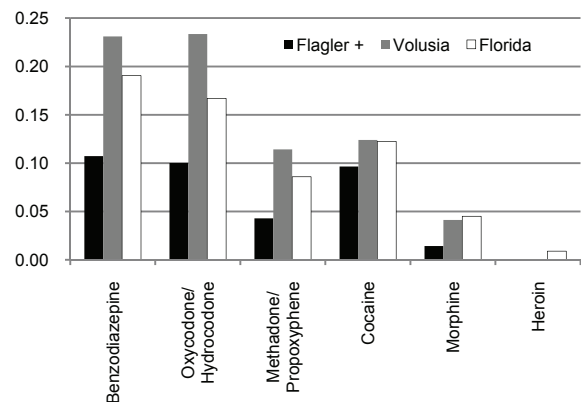
Source: Florida CHARTS

Note: The Flagler rate decreased to a five-year low. The Volusia rate has fluctuated and has decreased overall from 2004.

## Deaths from Drugs

According to the *Drugs Identified in Deceased Persons by Florida Medical Examiners 2008 Report*, the three drugs that were most lethal were opioids: heroin, methadone and oxycodone. The chart below is based on that report.

### Rates of Deaths per 1,000 Population



+ Flagler data is for District 23 which also includes Putnam and St. Johns Counties.