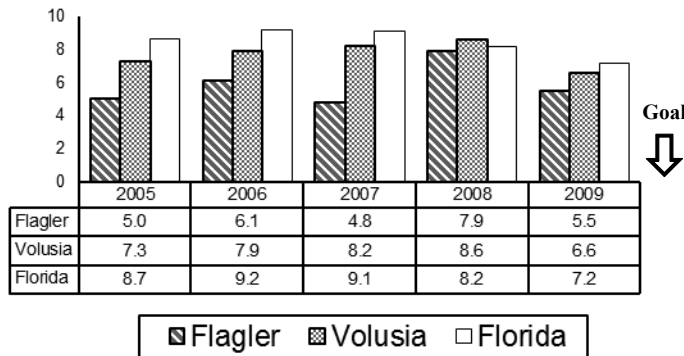


Teenage Mothers

Rate of Births to Mothers, Ages 10-17, Per 1,000 Population



This Indicator Measures...the total rate of births to mothers, ages 10-17 per 1,000 of the population in Flagler and Volusia Counties.

This is Important Because... statistically teenage mothers are unemployed or under-employed, do not receive and/or complete their education and live in poverty.

Source: Florida CHARTS

Note: The fluctuation in Flagler may be due to small numbers or to population growth. Volusia County saw an increase each year until 2009. The rate for ages 10-19 is reported on page 61. Additional note: For information on repeat teen births visit Florida CHARTS listed in Data Sources.

Teen Drivers

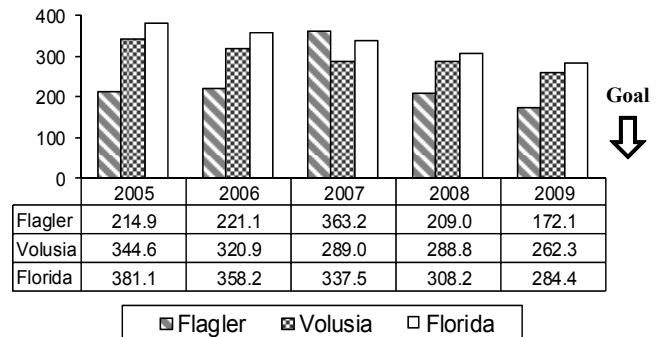
Rate of Motor Vehicle Crashes by Teen Drivers, Ages 15 to 17, Per 10,000 Population

This Indicator Measures... the total rate of motor vehicle crashes by teen drivers ages 15 to 17 per 10,000 licensed drivers of the same ages in Flagler and Volusia Counties.

This is Important Because... motor vehicle crashes are the leading cause of death for teenagers in America. National Highway Traffic Safety Administration

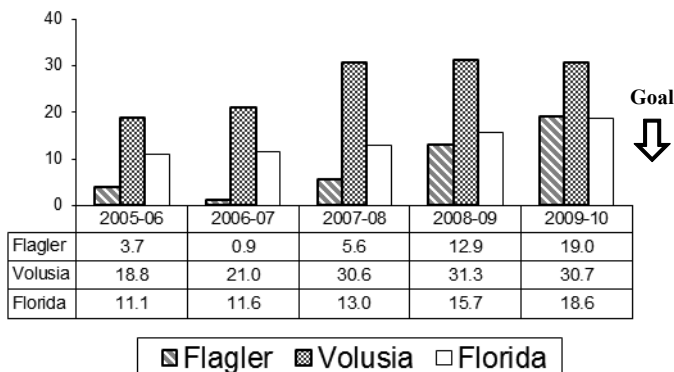
Source: Florida Department of Highway Safety and Motor Vehicle

Note: The Flagler rate increased through 2007 then dropped to a five-year low in 2009. The Volusia rate has decreased each year of the reporting period. Resident teen driver in fatal crashes in 2009 were 0 for Flagler County and 1 for Volusia County.



Homeless Children and Youth

Rate of Students Identified as Homeless in Public Schools, Per 1,000 Student Population



This Indicator Measures...the rate of students identified as homeless in Volusia and Flagler County public schools in one school year.

This is Important Because... children living in homeless situations usually perform two to three years below grade level.

Source: Florida Department of Education

Note: Except for a drop in 2006-07, the Flagler rate has increased each year. The Volusia rate increased over the reporting period but, after increasing for four years, decreased in 2009-10. See the glossary for Homeless Children and Youth as defined by the Department of Education.